

be the best,
bestuhl

23

SEATING
COLLECTION



bestuhl

bestuhl makes it this way.

A variety of products of strong durability
made with the best techniques.

The design and color that harmonize
with a space are the best ideas.

And when we start together something with you,
it completes the best story.

be the best, **bestuhl**

23

**SEATING
COLLECTION**

bestuhl


The product value created by Bestuhl's technology and know-how becomes complete when expressed as the beauty of the space and the convenience of the user. With the diverse designs, colors, and textures offered by Bestuhl, experience the beautiful and convenient space for yourself.



**NEW CREATION
FOR
BETTER SPACE VALUE**

The experience of directly making parts that are hidden, and the insistence on high-quality based on technology and system provide evidence of the quality that Bestuhl talks about.

Bestuhl loves people and space. We observe and research the environment and changes of our customers. We showcase only those products that passed through our quality-centered production process.



FOR EVERYWHERE

QUALITY

Bestuhl seeks practical designs that go together with the function of space. The design of people and space offers a new style, and functions as a solution that raises the roles and value of the space.

The designs showcased by Bestuhl go beyond visual beauty to communicate intimately with the essence of the space, to become a story that everyone can experience and share.

AWARDED 3 MAJOR WORLD DESIGN AWARDS



reddot award



FOR COMFORT

DESIGN



Bestuhl makes products based on our own technology, and instead of being satisfied with merely improving the overall quality, we showcase only those products that passed strict standards and specialized tests.

We passed global standards such as GREENGUARD, BIFMA, and EN 1335, and thus make products that conform to strict standards and competitiveness to go together with the world.

GREENGUARD

Eco-friendliness certification program of GEI of the U.S.



BIFMA

Test of the U.S. association of office furniture producers



EN 1335

Quality and safety standards of office furniture in Europe



FOR COMFORT

GLOBAL STANDARD

SEATING

EXECUTIVE

05 HONOR

TASK

10 S10	38 S29
18 S15	42 S29M
24 J1	46 J2
30 J17	52 S40
34 J19	

MULTI-USE

56 E20	88 U50
62 E1	94 U55
66 U17	100 PLOT 4LEG
72 U15	104 U30
78 U40	110 JCON
84 U20	

LOBBY

112 L10
118 A-LANE



With sensitive lines and luxurious texture, the executive chair stresses refined taste. It can produce spaces with refined taste and sense of gravity with the executive spaces and grand conference room.



HONOR

MOVE TO A NEW POSITION

KEY FEATURES

HIGH-BACK / MID-BACK

Composed of two specifications, you can choose the right one for the club lounge, seminar room, dining room, parlor, etc. according to the purpose.

AL DIE CASTING ARMREST

The armrest with its flowing design connects with the back-rest and with the addition of leather to the aluminum die cast, the luxurious and solid appearance is complete.

HIGHEST-QUALITY LEATHER

The parts that come into contact with the body have been finished in fine, natural leather, providing a soft, comfortable feeling even after long periods of sitting.

*Combined specifications



FLOWING LINES

The lines connect the entire chair elegantly, surrounding the user's sitting position and providing differential convenience.



EXECUTIVE B10P170L

SPECIFICATION

B10P170L

656 * 676 * 1222

Synchronized tilting
 3-stage multi-locking control
 Adjustable degree of tilting
 Combined
 (natural leather+synthetic leather)
 specifications

**B10B170L**

656 * 676 * 1222

Synchronized tilting
 3-stage multi-locking control
 Adjustable degree of tilting
 Synthetic leather specifications

**B10B170M**

656 * 671 * 989

Synchronized tilting
 3-stage multi-locking control
 Adjustable degree of tilting
 Synthetic leather specifications



COLOR & MATERIAL

Frame - POLISHED



Backrest / Seat - LEATHER



Black

Camel

Backrest / Seat - PVC LEATHER



Black

Camel



EXECUTIVE B10B170M
 TABLE CAT10 Connection-type



Your position is improved through the ergonomic curve design. Optimal convenience is maintained through the function that responds flexibly to the user's various movements and custom-fit adjustments.

S10

A COMFORTABLE LIFE IN SHAPE

KEY FEATURES

1-TOUCH ADJUSTABLE LUMBAR SUPPORT (PAD TYPE)

With a single operation, the lumbar support height and depth adjust so that the optimal waist support of the user becomes possible.

1-TOUCH SEAT BOARD DETACHING AND ATTACHING FUNCTION

When the seat board becomes dirty or the color changes, it can be simply detached and attached for hygienic use.

ANGLE / DEPTH OF SEAT BOARD

By adjusting the angle with the side seat-board lever, the vertebral distortion and pressure of the femoral region can be reduced. By adjusting the depth of the seat board, a more comfortable position can be maintained.



TASK S10G110L
S10G110M



SPECIFICATION

* All specifications are composed of either the NBW frame or the black frame.

S10G110L

680 * 560 * 1130

Adjustable headrest height / angle
Adjustable height of the lumbar support (pad type)
Adjustable height / front and back / rotation of the armrest
Adjustable depth / angle of the seat board, detachable/attachable seat board
3-stage multi-locking control
Adjustable degree of tilting

**S10G110M**

680 * 560 * 970

Adjustable height of the lumbar support (pad type)
Adjustable height / front and back / rotation of the armrest
Adjustable depth / angle of the seat board, detachable/attachable seat board
3-stage multi-locking control
Adjustable degree of tilting

**S10D110L**

680 * 560 * 1130

Adjustable height and angle of the headrest
Adjustable height of the lumbar support (pad type)
Adjustable height / front and back / rotation of the armrest
Adjustable depth / angle of the seat board, detachable/attachable seat board
3-stage multi-locking control
Adjustable degree of tilting
Backrest mesh / seat board synthetic leather specifications

**S10D110M**

680 * 560 * 970

Adjustable height of the lumbar support (pad type)
Adjustable height / front and back / rotation of the armrest
Adjustable depth / angle of the seat board, detachable/attachable seat board
3-stage multi-locking control
Adjustable degree of tilting
Backrest mesh / seat board synthetic leather specifications

**S10G210L**

670 * 560 * 1130

Adjustable headrest height / angle
Adjustable height of the lumbar support (pad type)
Fixed armrest
Adjustable depth / angle of the seat board, detachable/attachable seat board
3-stage multi-locking control
Adjustable degree of tilting

**S10G210M**

670 * 560 * 970

Adjustable height of the lumbar support (pad type)
Fixed armrest
Adjustable depth / angle of the seat board, detachable/attachable seat board
3-stage multi-locking control
Adjustable degree of tilting

**S10P110L**

680 * 560 * 1130

Height & Angle adj. Headrest
Height adj. Lumbar support (pad type)
3-way movable armrest
Seat depth / angle adj, Removable seat
3 stages multi-locking
Adj, Tilting tension
Synthetic leather Backrest, Seat

**S10P110M**

680 * 560 * 970

Height adj. Lumbar support (pad type)
3-way movable armrest
Seat depth / angle adj, Removable seat
3 stages multi-locking
Adj, Tilting tension
Synthetic leather Backrest, Seat

**S10E110L**

680 * 560 * 1130

Adjustable headrest height / angle
Adjustable height / front and back / rotation of the armrest
Adjustable depth / angle of the seat board, detachable, attachable seat board
3-stage multi-locking control
Adjustable degree of tilting

**S10E110M**

680 * 560 * 970

Adjustable height / front and back / rotation of the armrest
Adjustable depth / angle of the seat board, detachable/attachable seat board
3-stage multi-locking control
Adjustable degree of tilting

**S10P130L**

680 * 560 * 1130

Adjustable height and angle of the headrest
Adjustable height of the lumbar support (pad type)
Adjustable height / front and back / rotation of the armrest
Adjustable depth / angle of the seat board, detachable/attachable seat board
3-stage multi-locking control
Adjustable degree of tilting

**S10P130M**

680 * 560 * 970

Adjustable height of the lumbar support (pad type)
Adjustable height / front and back / rotation of the armrest
Adjustable depth / angle of the seat board, detachable/attachable seat board
3-stage multi-locking control
Adjustable degree of tilting
Backrest / seat board synthetic leather specifications

**S10E210L**

670 * 560 * 1130

Adjustable headrest height / angle
Fixed armrest
Adjustable depth / angle of the seat board, detachable/attachable seat board
3-stage multi-locking control
Adjustable degree of tilting

**S10E210M**

670 * 560 * 970

Fixed armrest
Adjustable depth / angle of the seat board, detach and attach the seat board
3-stage multi-locking control
Adjustable degree of tilting

**H1016**










Headrest specifications
NBW / Black

**H1017**

NBW / Black



COLOR & MATERIAL

<p>Frame</p>  <p>NBW</p>	<p>Headrest</p>  <p>Gray</p>	<p>Backrest - MESH</p>  <p>Light Gray Dark Gray</p>	<p>Seat - FABRIC</p>  <p>Black Red Green Blue Orange Dark Gray</p>
<p>Frame</p>  <p>Black</p>	<p>Headrest</p>  <p>Black</p>	<p>Backrest - MESH</p>  <p>Black</p>	<p>Seat - FABRIC</p>  <p>Black Red Green Blue Orange Dark Gray</p>
<p>Seat - LEATHER</p>  <p>Black</p>			



TASK S10G110L



With outstanding elasticity and air permeability, the composition of mesh materials provide a pleasant environment. Even in seat boards without frames, the mesh material was added with elasticity adjustments to allow for a flexible response to the user's movements.

S15

USEFUL VALUE OF GOOD MATERIAL

KEY FEATURES

DOUBLE-FINISH MESH SEAT BOARD

With the double-finish of the high-elasticity mesh without frames, the pressure on the femoral region was improved and the outstanding elasticity prevents the sagging of the mesh.

쿨링팬

의자 하단 스위치를 이용하여 앉았을 시 통풍에 강한 메쉬소재와 쿨링팬의 바람으로 쾌적하게 사용할 수 있습니다.

*옵션: WINDY 사양



ELASTICITY ADJUSTMENT DEVICE OF SEAT BOARD

To fit the position and preferences of the user, the mesh elasticity is adjusted and the pressure on the seat board is controlled to maintain optimized convenience.

DEPTH / ANGLE ADJUSTMENT OF SEAT BOARD

If the angle is adjusted with the side seat-board lever, the vertebral distortion and pressure of the femoral region can be reduced. If the depth of the seat board is adjusted, a more comfortable position can be maintained.



TASK S15G110L

SPECIFICATION

* All specifications are composed of either the NBW frame or the black frame.

S15G110L

680 * 560 * 1130

Adjustable headrest height / angle
Adjustable height of the lumbar support (pad type)
Adjustable height / front and back / rotation of the armrest
Adjustable seat board depth / angle / elasticity control
3-stage multi-locking control
Adjustable degree of tilting



S15G110M

680 * 560 * 970

Adjustable height of the lumbar support (pad type)
Adjustable height / front and back / rotation of the armrest
Adjustable seat board depth / angle / elasticity control
3-stage multi-locking control
Adjustable degree of tilting



S15G210L

670 * 560 * 1130

Adjustable headrest height / angle
Adjustable height of the lumbar support (pad type)
Fixed armrest
Adjustable seat board depth / angle / elasticity control
3-stage multi-locking control
Adjustable degree of tilting



S15G210M

670 * 560 * 970

Adjustable height of the lumbar support (pad type)
Fixed armrest
Adjustable seat board depth / angle / elasticity control
3-stage multi-locking control
Adjustable degree of tilting



S15E110L

680 * 560 * 1130

Adjustable headrest height / angle
Adjustable height / front and back / rotation of the armrest
Adjustable seat board depth / angle / elasticity control
3-stage multi-locking control
Adjustable degree of tilting



S15E110M

680 * 560 * 970

Adjustable armrest height / front and back / rotation of the armrest
Adjustable seat board depth / angle / elasticity control
3-stage multi-locking control
Adjustable degree of tilting



S15E210L

670 * 560 * 1130

Adjustable headrest height / angle
Fixed armrest
Adjustable seat board depth / angle / elasticity control
3-stage multi-locking control
Adjustable degree of tilting



S15E210M

670 * 560 * 970

Fixed armrest
Adjustable seat board depth / angle / elasticity control
3-stage multi-locking control
Adjustable degree of tilting



S15GW110L

680 * 560 * 1130

Height & Angle adj. Headrest
Height adj. Lumbar support (pad type)
3-way movable armrest
Seat depth / angle / Mesh tension adj
3 stages multi-locking
Adj. Tilting tension
Cooling Fan underneath the seat



S15GW110M

680 * 560 * 970

Height adj. Lumbar support (pad type)
3-way movable armrest
Seat depth / angle / Mesh tension adj
3 stages multi-locking
Adj. Tilting tension
Cooling Fan underneath the seat



H1016

Headrest specifications
NBW / Black



H1017

NBW / Black



COLOR & MATERIAL

Frame




NBW

Headrest



Gray

Seat - MESH



Black Olive Green Mint Blue Light Gray Orange Charcoal

Frame



Black

Headrest



Black

Seat - MESH



Black Olive Green Mint Blue Light Gray Orange Charcoal



Simple design finished with its restrained line helps to making the space looks more aesthetically. User can experience maximum comfort by many functions which can support various postures and body shapes.

**J1**

STYLISH PERFORMANCE BY COLOR

KEY FEATURES

ADJUSTABLE LUMBAR SUPPORT (LEVER TYPE)

User can adjust the tension of backrest mesh with the lever on the both side by one's posture and body shape

DEPTH ADJUSTMENT OF SEAT

User can adjust the depth of seat with lever under the board by user's posture and body shape.

MULTI-LOCKING

User can lean & stop the backrest in any angle with its lever which is under the seat.



TASK J1G110L
J1G110M

SPECIFICATION

* Every Spec is featured in NBW frame & Black frame.

J1G110L

668 * 586 * 1147

Height adjustable headrest (Self-tensioned)
 Height adjustable lumbar support (Elastic)
 3-way Armrest
 (Up & Down, Back & Forth, Left & Right)
 Seat depth adjustable
 3-stage multi-locking
 Adjustable tilting strength



J1G110M

668 * 568 * 976

Height adjustable lumbar support (Elastic)
 3-way Armrest
 (Up & Down, Back & Forth, Left & Right)
 Seat depth adjustable
 3-stage multi-locking
 Adjustable tilting strength



J1G210L

615 * 586 * 1147

Height adjustable headrest (Self-tensioned)
 Height adjustable lumbar support (Elastic)
 Fixed armrest
 Seat depth adjustable
 3-stage multi-locking
 Adjustable tilting strength



J1G210M

615 * 568 * 976

Height adjustable lumbar support (Elastic)
 Fixed armrest
 Seat depth adjustable
 3-stage multi-locking
 Adjustable tilting strength



J1E110L

668 * 586 * 1147

Height adjustable headrest (Self-tensioned)
 3-way Armrest
 (Up & Down, Back & Forth, Left & Right)
 Seat depth adjustable
 3-stage multi-locking
 Adjustable tilting strength



J1E110M

668 * 568 * 976

3-way Armrest
 (Up & Down, Back & Forth, Left & Right)
 Seat depth adjustable
 3-stage multi-locking
 Adjustable tilting strength



J1E210L

615 * 586 * 1147

Height adjustable headrest (Self-tensioned)
 Fixed armrest
 Seat depth adjustable
 3-stage multi-locking
 Adjustable tilting strength



J1E210M


615 * 568 * 976

Fixed armrest
 Seat depth adjustable
 3-stage multi-locking
 Adjustable tilting strength



COLOR & MATERIAL

Frame




NBW

Headrest



Gray

Backrest - MESH / Seat - FABRIC



Black Red Green Blue Gray Chocolate

Frame




Black

Headrest




Black

Backrest - MESH / Seat - FABRIC



Black Red Green Blue Gray Chocolate



TASK J1G110L
 J1G210M



J17

CONVENIENT IDEAS FOR PASSION

The curvature of the exact fit is completed based on ergonomic design. The lumbar support helps support the waist so that even with position changes, not only comfort but health and the proper position are induced.



01

Adjustable lumbar support (pad type)

With adjustment of the height and depth at the same time, the lumbar support stability supports the waist, and the proper position can be maintained.



01

02

Adjustable armrest

According to the shape and position of the user, the height, front and back, left and right directions can be freely controlled.



02

SPECIFICATION

* All specifications are composed of either the NBW frame or the black frame.

J17G110L

668 * 586 * 1147

- Headrest height adjustment (self-tension)
- Adjustable height of the lumbar support (pad type)
- Adjustable height / front and back / left and right of armrest
- Adjustable seat board depth
- 3-stage multi-locking control
- Adjustable degree of tilting



J17G110M

668 * 568 * 976

- Adjustable height of the lumbar support (pad type)
- Adjustable height / front and back / left and right of armrest
- Adjustable seat board depth
- 3-stage multi-locking control
- Adjustable degree of tilting



J17G210L

615 * 586 * 1147

- Headrest height adjustment (self-tension)
- Adjustable height of the lumbar support (pad type)
- Fixed armrest
- Adjustable seat board depth
- 3-stage multi-locking control
- Adjustable degree of tilting



J17G210M

615 * 568 * 976

- Adjustable height of the lumbar support (pad type)
- Fixed armrest
- Adjustable seat board depth
- 3-stage multi-locking control
- Adjustable degree of tilting



COLOR & MATERIAL

Frame




NBW

Headrest



Gray

Backrest - MESH / seat - FABRIC



Black Red Green Blue Gray Chocolate

Frame




Black

Headrest



Black

Backrest - MESH / seat - FABRIC



Black Red Green Blue Gray Chocolate



TASK J17G110L



J19

DIFFERENTIATION BY MESH MATERIAL

The simple curves with stability support the sitting position, and by fitting with the user's shape, the height and angle can be freely adjusted.



By using the elastic mesh material, it flexibly responds to frequent movements and differing shapes, making it more comfortable.

01

All mesh type

The mesh material with its outstanding elasticity was applied to the back / seat board to respond with flexibility to various movements, allowing for pleasant, extended-period sitting.

02

Built-in supports

Supports hidden inside the seat board even after prolonged use do not give way.



01



02

SPECIFICATION

* All specifications are composed of either the NBW frame or the black frame.

J19G110L

668 * 584 * 1157

- Headrest height adjustment (self-tension)
- Adjustable height of the lumbar support (pad type)
- Adjustable height / front and back / left and right of armrest
- Adjustable seat board depth
- 3-stage multi-locking control
- Adjustable degree of tilting



J19G110M

668 * 566 * 983

- Adjustable height of the lumbar support (pad type)
- Adjustable height / front and back / left and right of armrest
- Adjustable seat board depth
- 3-stage multi-locking control
- Adjustable degree of tilting



J19G210L

628 * 584 * 1157

- Headrest height adjustment (self-tension)
- Adjustable height of the lumbar support (pad type)
- Fixed armrest
- Adjustable seat board depth
- 3-stage multi-locking control
- Adjustable degree of tilting



J19G210M

628 * 566 * 983

- Adjustable height of the lumbar support (pad type)
- Fixed armrest
- Adjustable seat board depth
- 3-stage multi-locking control
- Adjustable degree of tilting



COLOR & MATERIAL

Frame



NBW

Headrest



Gray

Backrest / Seat - MESH



Black Dark gray Mint blue Gray

Frame



Black

Headrest



Black

Backrest / Seat - MESH



Black Dark gray Mint blue Gray



TASK J19G110L



S29

USE YOUR TIME COMFORTABLY

The maintenance of a proper and comfortable position is directly related to work performance. By supporting the sitting position, the user can experience comfort from the custom-fit of the lumbar support and the seat board.



Adjustable lumbar support (pad type)

The pad type is effective for the support of the waist, and by adjusting the height and depth at the same time, offers the gift of comfort to fit the user's shape.

01

High-density sponge / Detaching and attaching of seat board

The high-density sponge with excellent elasticity and restoring force provides the highest degree of comfort.

02

Selectable tilt-adjustment device

The tilt height can be controlled according to user's position and shape with the regular type, or the tilt degree can be together controlled with the high-quality type, depending on the selection.



01



02

SPECIFICATION

S29G110L

668 * 596 * 1139

Headrest height adjustment (self-tension)
Adjustable height / pad elasticity of lumbar support
Adjustable height / front and back / left and right of armrest
Adjustable seat board depth, detachable / attachable
3-stage multi-locking control
Adjustable degree of tilting



S29G110M

668 * 567 * 977

Adjustable height / pad elasticity of lumbar support
Adjustable armrest height / front and back / left and right
Adjustable seat board depth, detachable / attachable
3-stage multi-locking control
Adjustable degree of tilting



S29G210L

625 * 596 * 1139

Headrest height adjustment (self-tension)
Adjustable height / pad elasticity of lumbar support
Fixed armrest
Adjustable seat board depth, detachable / attachable
3-stage multi-locking control
Adjustable degree of tilting



S29G210M

625 * 567 * 977

Adjustable height / pad elasticity of lumbar support
Fixed armrest
Adjustable seat board depth, detachable / attachable
3-stage multi-locking control
Adjustable degree of tilting



S29B110L

668 * 590 * 1107

Headrest height adjustment (self-tension)
Adjustable height / pad elasticity of lumbar support
Adjustable height / front and back / left and right of armrest
Detachable/attachable seat board
3-stage multi-locking control
Adjustable degree of tilting



S29B110M

668 * 567 * 945

Adjustable height / front and back / left and right of armrest
Adjustable height / pad elasticity of lumbar support
Detachable/attachable seat board
3-stage multi-locking control
Adjustable degree of tilting



S29B210L

625 * 590 * 1107

Headrest height adjustment (self-tension)
Adjustable height / pad elasticity of lumbar support
Fixed armrest
Detachable / attachable seat board
3-stage multi-locking control
Adjustable degree of tilting



S29B210M

625 * 567 * 945

Adjustable height / pad elasticity of lumbar support
Fixed armrest
Detachable / attachable seat board
3-stage multi-locking control
Adjustable degree of tilting



* All specifications are composed of either the NBW frame or the black frame.

COLOR & MATERIAL

Frame




NBW

Headrest



Gray

Backrest - MESH / Seat - FABRIC



Black Red Green Blue Orange Dark Gray

Frame



Black

Headrest



Black

Backrest - MESH / Seat - FABRIC



Black Red Green Blue Orange Dark Gray



TASK S29G210M



S29M

SOURCE OF RESTFUL MOMENTS

What is necessary for working, learning and operating in diverse, active environments is creating the environment that is right for you. Being composed of mesh material having strong elasticity, the seat provides comfort to the user.



01

High-elasticity soft mesh

All mesh type including soft mesh on the back / seat board, provides a pleasant and comfortable environment.

02

Built-in supports

Supports hidden inside the seat board despite long use do not give way.



01



02

SPECIFICATION

* All specifications are composed of either the NBW frame or the black frame.

S29M110L

668 * 586 * 1169

- Headrest height adjustment (self-tension)
- Adjustable height / pad elasticity of lumbar support
- Adjustable height / front and back / left and right of armrest
- Adjustable seat board depth
- 3-stage multi-locking control
- Adjustable degree of tilting



S29M110M

668 * 561 * 1007

- Adjustable height / pad elasticity of lumbar support
- Adjustable height / front and back / left and right of armrest
- Adjustable seat board depth
- 3-stage multi-locking control
- Adjustable degree of tilting



S29M210L

625 * 586 * 1169

- Headrest height adjustment (self-tension)
- Adjustable height / pad elasticity of lumbar support
- Fixed armrest
- Adjustable seat board depth
- 3-stage multi-locking control
- Adjustable degree of tilting



S29M210M

625 * 561 * 1007

- Adjustable height / pad elasticity of lumbar support
- Fixed armrest
- Adjustable seat board depth
- 3-stage multi-locking control
- Adjustable degree of tilting



COLOR & MATERIAL

Frame



NBW

Headrest



Gray

Backrest / Seat - MESH



Black Dark gray Mint blue Gray

Frame



Black

Headrest



Black

Backrest / Seat - MESH



Black Dark gray Mint blue Gray



TASK S29M110L



By emphasizing the color of the chair, the simple design provides a differentiated effect of space. You can find your ideal position with the various functions that fit the shape and position of the user.

**J2**

VARIOUS COLORED COMFORTABILITY

KEY FEATURES

BUILT-IN LUMBAR SUPPORT

The lumbar support is built into the soft, sponge-type backrest, so that the height and depth can be controlled at the same time.

DEPTH ADJUSTMENT OF SEAT BOARD

Using the side lever of the seat board, according to the user's shape, the depth of the seat board can be adjusted.

MULTI-LOCKING

When pushing the backrest back, by using the handle below the seat board, the backrest can be fixed in the desired position.



TASK J2G110L

SPECIFICATION

J2G110L

668 * 586 * 1151

Height adjustment of lumbar support
Adjustable height / front and back / left and right of armrest
Adjustable seat board depth
3-stage multi-locking control
Adjustable degree of tilting



J2G110M

668 * 565 * 978

Adjustable armrest height / front and back / left and right of armrest
Adjustable seat board depth
3-stage multi-locking control
Adjustable degree of tilting



J2G210L

615 * 568 * 1151

Headrest height adjustment (self-tension)
Height adjustment of lumbar support
Fixed armrest
Adjustable seat board depth
3-stage multi-locking control
Adjustable degree of tilting



J2G210M

615 * 565 * 978

Height adjustment of lumbar support
Fixed armrest
Adjustable seat board depth
3-stage multi-locking control
Adjustable degree of tilting



J2P130L

650 * 610 * 1165

Headrest height adjustment (self-tension)
Height adjustment of lumbar support
Adjustable height / front and back / left and right of armrest
Adjustable seat board depth
3-stage multi-locking control
Adjustable degree of tilting
Backrest / seat board synthetic leather specifications



J2P130M

650 * 585 * 995

Height adjustment of lumbar support
Adjustable height / front and back / left and right of armrest
Adjustable seat board depth
3-stage multi-locking control
Adjustable degree of tilting
Backrest / seat board synthetic leather specifications



J2P110L

650 * 610 * 1145

Headrest height adjustment (self-tension)
Height adjustment of lumbar support
Adjustable height / front and back / left and right of armrest
Adjustable seat board depth
3-stage multi-locking control
Adjustable degree of tilting
Backrest / seat board synthetic leather specifications



J2P110M

650 * 585 * 975


Height adjustment of lumbar support
Adjustable height / front and back / left and right of armrest
Adjustable seat board depth
3-stage multi-locking control
Adjustable degree of tilting
Backrest / seat board synthetic leather specifications



* All specifications are composed of either the NBW frame or the black frame.

COLOR & MATERIAL

Frame



NBW

Headrest



Gray

Backrest / Seat - FABRIC



Black Red Green Blue Gray Chocolate

Frame



Black

Headrest



Black

Backrest / Seat - FABRIC



Black Red Green Blue Gray Chocolate

Backrest / Seat - LEATHER



Black



TASK J2G110L



S40

PERFECT COMFORT WHEN YOU MOVE

By smoothly connecting the body lines, the curvature helps correct the proper position. The angle, elasticity, etc. of the seat board can be variously adjusted to custom-fit the user's work environment and shape.



01
Adjustable lumbar support
(pad type)
By suitably adjusting the height,
the user's shape is custom-fit,
so that a comfortable position
can be maintained.

02
싱크로나이즈드 릴링
등판과 좌판이 서로 다른 각도로
움직이는 릴링으로 체형과 자세에
맞는 최적의 상태를 찾아줍니다.



01



02

SPECIFICATION

* All specifications are composed of either the NBW frame or the black frame.

S40B110L

625 * 610 * 1100

Headrest height adjustment (self-tension)
Height adjustment of lumbar support
Adjustable height of armrest
3-stage multi-locking control
Adjustable degree of tilting



S40B110M

625 * 575 * 945

Height adjustment of lumbar support
Adjustable height of armrest
3-stage multi-locking control
Adjustable degree of tilting



S40B210L

610 * 610 * 1100

Headrest height adjustment (self-tension)
Height adjustment of lumbar support
Fixed armrest
3-stage multi-locking control
Adjustable degree of tilting



S40B210M

610 * 575 * 945

Height adjustment of lumbar support
Fixed armrest
3-stage multi-locking control
Adjustable degree of tilting



S40E110L

625 * 610 * 1100

Headrest height adjustment (self-tension)
Height adjustment of lumbar support
Adjustable height of armrest
Stage-1 locking
Adjustable degree of tilting



S40E110M

625 * 575 * 945

Height adjustment of lumbar support
Adjustable height of armrest
Stage-1 locking
Adjustable degree of tilting



S40E210L

610 * 610 * 1100

Headrest height adjustment (self-tension)
Height adjustment of lumbar support
Fixed armrest
Stage-1 locking
Adjustable degree of tilting



S40E210M


610 * 545 * 945

Height adjustment of lumbar support
Fixed armrest
Stage-1 locking
Adjustable degree of tilting



COLOR & MATERIAL

Frame




NBW

Headrest



Gray

Backrest - MESH



Black Light gray Dark gray

Seat - FABRIC



Black Red Green Blue Orange Dark Gray

Frame



Black

Headrest



Black

Backrest - MESH



Black Light gray Dark gray

Seat - FABRIC



Black Red Green Blue Orange Dark Gray



The simple design is noteworthy, and the flexible curves help support the seated body. Not only work, but education, group activities, learning and other various purposes can be met, making it utilitarian.



E20

PERSONAL COMFORT FOR THEM

KEY FEATURES

SYNCHRONIZED TILT

This tilt moves the backrest / seat board in different angles to each other, and the intensity and desired location of tilting can be locked together.

ADJUSTABLE ARMREST

According to the user's body shape and position, the height can be adjusted, making use easy.

FIXED ARMREST

Backed up ergonomic data, the location and angle is set to provide the optimal convenience.



ADJUSTABLE LUMBAR SUPPORT

By moving the lever behind the backrest up and down, the mesh elasticity of the backrest can be controlled, allowing for the user's body shape to be optimally maintained.



SPECIFICATION

* All specifications are composed of either the NBW frame or the black frame.

E20E110

627 * 565 * 852

Adjustable lumbar support height
(elasticity type)
Adjustable height of armrest
Stage-1 locking
Adjustable degree of tilting



E20E210

627 * 565 * 852

Adjustable lumbar support height
(elasticity type)
Fixed armrest
Stage-1 locking
Adjustable degree of tilting



E20F100C

640 * 560 * 875

Plastic arm pads
4 Leg type (steel legs)
Caster
Vertical stacking



E20F100V

640 * 560 * 875

4 Leg type (steel legs)
Front - Caster / Back - Glider
Vertical stacking



E20F100B

627 * 565 * 852

Plastic arm pads
4-leg type (steel leg)
Ball caster
Vertically nesting



E20F100D

627 * 565 * 852

Plastic arm pads
4-leg type (steel leg)
Front - caster / Back - Ball Caster
Vertically nesting



COLOR & MATERIAL

Frame




NBW

Frame




Black

Backrest / Seat - MESH



Black Red Green Blue Orange Dark gray

Backrest / Seat - MESH



Black Red Green Blue Orange Dark gray



MULTI-USE E20E210



E1

NEW CHANGES BY SIMPLICITY

The balance between the practical functions and beautiful design help make for novelty in everyday life. You can experience a comfortable environment with the selected materials, which offer pleasant moods, and convenient functions.



Backrest mesh

The mesh material of the backrest shows excellent elasticity, preventing sagging even after use for long hours.

01

Back tilt

The backrest is tilted backwards allowing for comfortable rest by leaning backwards, making working for long hours easier.



01

02

Fixed armrest

The fixed plastic armrest is based on ergonomic data, and the location and angle are set up so that anyone can use it with ease.



02

SPECIFICATION

* All specifications are composed of either the NBW frame or the black frame.

E1E110

627 * 590 * 840

T type fixed armrest
Stage-1 locking
Adjustable degree of tilting



E1E210

607 * 590 * 875

Frame type fixed armrest
Stage-1 locking
Adjustable degree of tilting



E1A110

607 * 590 * 975

Frame type fixed armrest



E1C100

605 * 580 * 915

Frame type fixed armrest
Cantilever type (steel legs)



COLOR & MATERIAL

Frame



NBW

Frame



Black

Backrest - MESH / Seat - FABRIC



Black Wine Leaf Ocean Olive

Backrest - MESH / Seat - FABRIC



Black Wine Leaf Ocean Olive



MULTI-USE E1E110



It is good to use for matching the various purposes and moods of the space. The backrest with its strong elasticity supports the body position with stability, and the soft seat board helps maintain comfort without pressure.

U17

SIMPLE SOLUTION FOR SITUATION

KEY FEATURES

TORSION BAR TILTING

When the body is bent in one way, the backrest and the 1-piece armrest through the torsion bar's flexible elasticity allow for smooth and convenient tilting.

FOLDING OF SEAT BOARD

Specifications other than the rotation type allow the seat board to be vertically folded to allow for folding while standing, making storage simple.

ROTATION TYPE OPTIONS

The casters are made of urethane to minimize scratches to the floor, and when rotating or moving, they can be used smoothly.



SEMI-TRANSPARENT LUMBAR SUPPORT

Excellent elasticity is apparent in the flexible PU material, and the different body movements of the user are supported.



MULTI-USE U17L100C

SPECIFICATION

* All specifications are composed of either the NBW frame or the black frame.

U17L100C

600 * 560 * 970

- Fixed lumbar support
- Plastic armrest
- Foldable seat board
- Horizontal stacking
- Torsion back-tilting
- Caster



U17L400C

520 * 560 * 970

- Fixed lumbar support
- Foldable seat board
- Horizontal stacking
- Torsion back-tilting
- Caster



U17L100V

600 * 560 * 970

- Fixed lumbar support
- Plastic armrest
- Foldable seat board
- Horizontal stacking
- Torsion back-tilting
- Front - caster / Back - glider



U17L400V

520 * 560 * 970

- Fixed lumbar support
- Foldable seat board
- Horizontal stacking
- Torsion back-tilting
- Front - caster / Back - glider



U17F100C

600 * 560 * 970

- Plastic armrest
- Foldable seat board
- Horizontal stacking
- Torsion back-tilting
- Caster



U17F400C

520 * 560 * 970

- Foldable seat board
- Horizontal stacking
- Torsion back-tilting
- Caster



U17F100V

520 * 560 * 970

- Plastic armrest
- Foldable seat board
- Horizontal stacking
- Torsion back-tilting
- Front - caster / Back - glider



U17F400V

600 * 560 * 970

- Foldable seat board
- Horizontal stacking
- Torsion back-tilting
- Front - caster / Back - glider



U17B110C

600 * 560 * 920

- Fixed lumbar support
- Plastic armrest
- Horizontal stacking
- Torsion back-tilting
- Adjustable chair height (rotation type)



U17B410C

520 * 560 * 920

- Fixed lumbar support
- Horizontal stacking
- Torsion back-tilting
- Adjustable chair height (rotation type)



U17L100D

600 * 560 * 970

- Fixed Lumbar support
- Plastic armrests
- Foldable seat
- Nesting
- Torsion back tilting
- Front - caster / Back - Ball caster



U17L400D

520 * 560 * 970

- Fixed Lumbar support
- Foldable seat
- Nesting
- Torsion back tilting
- Front - caster / Back - Ball caster



U17F100D

600 * 560 * 970

- Plastic armrests
- Foldable seat
- Nesting
- Torsion back tilting
- Front - caster / Back - Ball caster



U17F400D

520 * 560 * 970

- Foldable seat
- Nesting
- Torsion back tilting
- Front - caster / Back - Ball caster



COLOR & MATERIAL

Frame



NBW


Frame



Black

Silver

Backrest - MESH / Seat - FABRIC



Black

Red

Green

Blue

Gray

Cocoa

Backrest - MESH / Seat - FABRIC



Black

Red

Green

Blue

Gray

Cocoa



The active communication environment depends on the feeling of the space. The cheerful colors, simple design, and flexible meeting of tensions create the effect of a casual communicational space.



U15

MORE FLEXIBLE MOVEMENT

KEY FEATURES

TWISTABLE BACKREST

When leaning the body or moving, the entire backrest twists from left to right. It adds comfort by responding flexibly to the user's movements.

FOLDING OF SEAT BOARD

The seat board can be vertically folded to allow for horizontal storage. The volume is minimized so that efficient storage and maintenance is possible.

TORSION BAR TILTING

When tilting the body using the torsion bar, the backrest tilts at the same time. The armrest and mesh elasticity works at the same time to allow smooth tilting sensations.



MULTI-USE U15F100C

SPECIFICATION

* All specifications are composed of either the NBW frame or the black frame.

U15F100C

605 * 520 * 850

Plastic armrest
Foldable seat board
Horizontal stacking
Torsion back-tilting
4 - caster



U15F400C

520 * 520 * 850

Foldable seat board
Horizontal stacking
Torsion back-tilting
4 - caster



U15F100B

605 * 520 * 850

Plastic armrests
Foldable seat
Nesting
Torsion back tilting
Ball caster



U15F400B

520 * 520 * 850

Foldable seat
Nesting
Torsion back tilting
Ball caster



U15F100V

605 * 520 * 850

Plastic armrest
Foldable seat board
Horizontal stacking
Torsion back-tilting
Front - caster / Back - glider



U15F400V

520 * 520 * 850

Foldable seat board
Horizontal stacking
Torsion back-tilting
Front - caster / Back - glider



U15F100D

605 * 520 * 850

Plastic armrests
Foldable seat
Nesting
Torsion back tilting
Front - Caster / Back - Ball Caster



U15F400D

520 * 520 * 850

Foldable seat
Nesting
Torsion back tilting
Front - Caster / Back - Ball Caster



U15F100G

605 * 520 * 850

Plastic armrest
Foldable seat board
Horizontal stacking
Torsion back-tilting
4 - glider



U15F400G

520 * 520 * 850

Foldable seat board
Horizontal stacking
Torsion back-tilting
4 - glider



U15B110C

605 * 520 * 840

Plastic armrest
Foldable seat board
Torsion back-tilting
Rotation type (height adjustment)



U15B410C

520 * 520 * 840

Foldable seat board
Torsion back-tilting
Rotation type (height adjustment)



COLOR & MATERIAL

Frame



NBW

Frame



Black

Silver

Backrest - MESH



Red

Green

Blue

Gray

Backrest - MESH



Red

Green

Blue

Charcoal



With its simple design, it is ideal for a variety of spaces such as meetings, seminars, libraries, etc. According to the user's movement, the backrest tilts smoothly and vertical storage is possible.



U40

GET INSPIRATION FROM STYLE

KEY FEATURES

TORSION BAR TILTING

When tilting the body using the torsion bar, the backrest tilts at the same time to produce a smooth tilting feelings.

BACKREST FABRIC COVER

Detaching and attaching is made easy. To suit the mood and preferences of the space, a fabric cover of many different colors can be used.

SEAT BOARD FOLDING AND HORIZONTAL STORAGE

The seat board can be vertically folded to allow for horizontal storage. The volume is minimized so that efficient storage and maintenance is possible.



MULTI-USE U40F100C

SPECIFICATION

* All specifications are composed of either the NBW frame or the black frame.

U40F100C

595 * 545 * 854

- Plastic armrest
- Foldable seat board
- Horizontal stacking
- Torsion back - tilting
- Caster



U40F100CP

595 * 546 * 860

- Backrest fabric cover
- Plastic armrest
- Foldable seat board
- Horizontal stacking
- Torsion back - tilting
- Caster



U40F100V

595 * 545 * 854

- Plastic armrest
- Foldable seat board
- Horizontal stacking
- Torsion back-tilting
- Front - caster / Back - glider



U40F100VP

595 * 546 * 860

- Backrest fabric cover
- Plastic armrest
- Foldable seat board
- Horizontal stacking
- Torsion back-tilting
- Front - caster / Back - glider



U40F100G

595 * 545 * 854

- Plastic armrest
- Foldable seat board
- Horizontal stacking
- Torsion back - tilting
- Glider



U40F100GP

595 * 546 * 860

- Backrest fabric cover
- Plastic armrest
- Foldable seat board
- Horizontal stacking
- Torsion back - tilting
- Glider



U40F100B

595 * 545 * 854

- Plastic armrests
- Foldable seat
- Nesting
- Torsion back tilting
- Ball Caster



U40F100BP

595 * 546 * 860

- Covered back fabric
- Plastic armrests
- Foldable seat
- Nesting
- Torsion back tilting
- Ball Caster



U40F100D

595 * 545 * 854

- Plastic armrests
- Foldable seat
- Nesting
- Torsion back tilting
- Front - Caster / Back - Ball Caster



U40F100DP

595 * 546 * 860

- Covered back fabric
- Plastic armrests
- Foldable seat
- Nesting
- Torsion back tilting
- Front - Caster / Back - Ball Caster



COLOR & MATERIAL

Frame



NBW

Frame



Black

Silver

Backrest / Seat - FABRIC



Black

Red

Green

Blue

Orange

Dark gray

Backrest / Seat - FABRIC



Black

Red

Green

Blue

Orange

Dark gray



U20

PERFORMED IN VARIOUS YOUR SPACE

The chair can be used for multiple purposes in a variety of settings, and with its simple structure and functions, convenience is emphasized. With its smooth casters and folding function, convenient mobility and storage become possible.



Backrest tilting

The backrest tilts according to the body position and weight, providing optimal comfort.

01

Folding of seat board

The seat board can be folded vertically, allowing for horizontal storage. The chair volume is minimized so that an efficient management of space is possible.



01

02

Horizontal stacking

The folded chair can be stored easily, making management convenient.



02

SPECIFICATION

U20F110C

602 * 530 * 840

Plastic armrest
Foldable seat board
Horizontal stacking
Caster



U20F110V

602 * 530 * 840

Plastic armrest
Foldable seat board
Horizontal stacking
Front - caster / Back - glider



U20F100G

602 * 530 * 840

Plastic armrest
Foldable seat board
Horizontal stacking
Glider



U20F410C

530 * 530 * 840

Foldable seat board
Horizontal stacking
Caster



U20F410V

530 * 530 * 840

Foldable seat board
Horizontal stacking
Front - caster / Back - glider



U20F400G

530 * 530 * 840

Foldable seat board
Horizontal stacking
Glider



U20F110B

602 * 530 * 840

Plastic armrests
Foldable seat
Nesting
Ball caster



U20F410B

530 * 530 * 840

Foldable seat
Nesting
Ball caster



* All specifications are composed of either the NBW frame or the black frame.

U20F110D

602 * 530 * 840

Plastic armrests
Foldable seat
Nesting
Front - Caster / Back - Ball Caster



U20F410D

530 * 530 * 840

Foldable seat
Nesting
Front - Caster / Back - Ball Caster



COLOR & MATERIAL

Frame



NBW


Frame



Black

Silver

Backrest - MESH / Seat - FABRIC



Black

Red

Green

Blue

Gray

Chocolate

Orange

Backrest - MESH / Seat - FABRIC



Black

Red

Green

Blue

Gray

Chocolate

Orange



We would like to offer an item with a new sense of style based on a simple design and sensitive colors. Whoever sits on the chair wherever, the multi-purpose chair enables whatever space to be simply prepared.



U50

SIT YOUR BREEZY SCENE

KEY FEATURES

BALL CASTER

The built-in ball caster allows for quiet movement without damage to the floor, and fixes the position once you sit.

* Patent



SEAT BOARD COVER

With a detachable and attachable seat board cover, replacement is simple when it becomes dirty, and with 6 different colors to choose from, you can create your ideal workspace.

VERTICAL STACKING

By simple folding, vertical storage is possible, allowing for the saving of space. With the ease of movement and maintenance, in a variety of spaces, utilization is easy.



CURVED DESIGN

The backrest helps correct the body position, and its curvature and perforated pattern allow a comfortable and pleasant place to be made.



SPECIFICATION

* All specifications are composed of either the NBW frame or the black frame.

U50F100C

596 * 545 * 805

Plastic armrest
Foldable seat board
Vertical stacking
Caster



U50F100CP

596 * 545 * 805

Seat board cover
Plastic armrest
Foldable seat board
Vertical stacking
Caster



U50F100B

596 * 519 * 805

Plastic armrest
Foldable seat board
Vertical stacking
Ball caster



U50F100BP

596 * 519 * 805

Seat board cover
Plastic armrest
Foldable seat board
Vertical stacking
Ball caster



U50F100G

596 * 510 * 802

Plastic armrest
Foldable seat board
Vertical stacking
Glider



U50F100GP

596 * 510 * 802

Seat board cover
Plastic armrest
Foldable seat board
Vertical stacking
Glider



U50F400C

577 * 545 * 805

Foldable seat board
Vertical stacking
Caster



U50F400CP

577 * 545 * 805

Seat board cover
Foldable seat board
Vertical stacking
Caster



U50F400B

559 * 519 * 805

Foldable seat board
Vertical stacking
Ball caster



U50F400BP

559 * 519 * 805

Seat board cover
Foldable seat board
Vertical stacking
Ball caster



U50F400G

550 * 510 * 802

Foldable seat board
Vertical stacking
Glider



U50F400GP

550 * 510 * 802

Seat board cover
Foldable seat board
Vertical stacking
Glider



COLOR & MATERIAL

Frame



NBW

Black

Backrest / Seat - PLASTIC



Greige

Pink

Green

Orange

Blue

Dark Gray

Seat - FABRIC



Greige

Pink

Green

Orange

Blue

Dark Gray



With bright colors and design, different spaces can be designed in different ways. The backrest is remarkable with perforated patterns, and with the outstanding air permeability read by eyesight, it completes the workspace with refinement and pleasantness.



U55

PASSIONATE MOMENTS IN EVERYWHERE

KEY FEATURES

ARCHED BACKREST

With the flexible curved design, many different body shapes and frequent movements can be supported with stability. The perforated pattern elevates the pleasant environment one level.

1-PIECE ARMREST

You can choose to have an armrest based on your preference. The 1-piece armrest is naturally connected with the backrest, and permits the elbows to be supported in a comfortable body position.

* Patent

VERTICAL STACKING

The vertical stacking allows for neat organization and makes movement and storage simple. By stacking vertically, the storage volume can be reduced and the efficient management of space becomes possible.



MULTI-USE U55F100B

SPECIFICATION

* All specifications are composed of either the NBW frame or the black frame.

U55F100B
596 * 519 * 805

Plastic armrest
Vertical stacking
Ball caster



U55F100BP
596 * 519 * 805

Fabric cover for seat board
Plastic armrest
Vertical stacking
Ball caster



U55F100G
596 * 510 * 802

Plastic armrest
Vertical stacking
Glider



U55F100GP
596 * 510 * 802

Fabric cover for seat board
Plastic armrest
Vertical stacking
Glider



U55F100C
596 * 545 * 805

Plastic armrest
Vertical stacking
Caster



U55F100CP
596 * 545 * 805

Fabric cover for seat board
Plastic armrest
Vertical stacking
Caster



U55F400B
559 * 519 * 805

Vertical stacking
Ball caster



U55F400BP
559 * 519 * 805

Fabric cover for seat board
Vertical stacking
Ball caster



U55F400G
550 * 510 * 802

Vertical stacking
Glider



U55F400GP
550 * 510 * 802

Fabric cover for seat board
Vertical stacking
Glider



U55F400C
577 * 545 * 805

Vertical stacking
Caster



U55F400CP
577 * 545 * 805

Fabric cover for seat board
Vertical stacking
Caster



COLOR & MATERIAL

Frame



NBW

Black

Backrest / Seat - PLASTIC



Greige

Pink

Green

Orange

Blue

Dark Gray

Seat - FABRIC



Greige

Pink

Green

Orange

Blue

Dark Gray



PLOT 4-LEG

FOLLOW THE STYLISH ATMOSPHERE

Redefined lines add a modern feel to the space. You can achieve a special space to inspire you simply with a new arrangement.



Integrated Armrest

The integrated armrest with pads supports the sitting position and the arms with stability and comfort.

01

Vertical stacking_undercover

The 4-leg type can be vertically stacked, and storage is made easy. The lower-level undercover, when stacking vertically, prevents any squashing that may occur.

02

Rotation-type felt glide

Unaffected by the floor conditions, the rotation-type glider allows for stable installation, and when moving on the felt material, noise and scratches to the floor are prevented.



01



02

SPECIFICATION

* All specifications are composed of either the NBW frame or the black frame.

U60F100GP

608 * 543 * 855

- 4 Leg type
- Seat board fabric padding
- Vertical stacking
- Rotation-type felt glider



U60F100G

608 * 543 * 855

- 4 Leg type
- Vertical stacking
- Rotation-type felt glider



COLOR & MATERIAL

Frame



NBW

Frame



Black

Backrest / Seat - PLASTIC



Greige Orange Pink

Seat - FABRIC



Greige Orange Pink

Armrest - TPU



Gray

Backrest / Seat - PLASTIC



Dark gray Orange

Seat - FABRIC



Dark gray Orange

Armrest - TPU



Dark gray



MULTI-USE U60F100GP
U60F100G



With just one sensitive design, changes to the space begin. With fresh colors and diverse leg styles, the mood of the space can be effectively produced.

U30

MODERN TOUCHES OF TEXTURE

KEY FEATURES

SELF-TENSION BACKREST

By flexibly responding to the different body shapes and movements of users, even in different situations, optimal comfort is maintained.

LOWER-LEVEL LINEUP

Depending on the mood of the space or preference, you can choose among the , 4-leg, sled and rotation types.

ROTATION-TYPE FELT GLIDE

The rotation-type glide is not significantly influenced by the surface type, making stable installation possible. Scratches to the floor are prevented when moving on the floor.



SINGLE-PIECE SHELL TYPE

The backrest/seat board is composed of a single unit. It is movable according to the various body positions of the user, offering the best sitting comfort.



SPECIFICATION

U30F411G

530 * 530 * 790

4 Leg type (steel legs)
Rotation-type felt glider
Vertical stacking



U30S410G

525 * 495 * 790

Sled type
Felt glider
Vertical stacking



U30B400C

575 * 540 * 775

Adjustable chair height
Rotation type
Caster



U30W400G

466 * 485 * 780

Rotation type
4 - glider



U30F411GP

530 * 530 * 790

Seat board fabric specifications
4 Leg type (steel legs)
Rotation-type felt glider
Vertical stacking



U30S410GP

525 * 500 * 790

Seat board fabric specifications
Sled type
Felt glider
Vertical stacking



U30B400CP

575 * 540 * 775

Seat board fabric specifications
Adjustable chair height
Rotation type
Caster



U30W400GP

466 * 490 * 780

Seat board fabric specifications
Rotation type
4 - glider



COLOR & MATERIAL

Frame



NBW - 4 Leg / Rotation type Silver - Sled type

Backrest / Seat - PLASTIC



Red Blue Green White Black

Seat - FABRIC



Black Red Gray Wasabi Charcoal Skyblue



MULTI-USE U30S410GP / U30F411G
U30W400G / U30F411GP

With its restrained design, for a variety of purposes in spaces, widespread utilization is possible. With its sensitive 2-tone color, the cozy backrest helps enhance the mood of the space.



JCON

COLOR FOR ATTRACTIVE DESIGN

01

2-tone color backrest

By using the 2-tone color in the double structure of the backrest, a sensitive conference space with remarkable colors, is produced.



01

02

Armrest pad

A plastic pad is placed on top of the steel frame providing the user with the right amount of comfort.



02

03

Fixing claw

With a solid, plastic fixing claw in the front and back, friction with the floor is prevented.



03

SPECIFICATION

* All specifications are composed of either the NBW frame or the black frame.

JCONC100

592 * 591 * 868

Plastic arm pads
Cantilever type
Glider



COLOR & MATERIAL

Frame



NBW

Black

Backrest / Seat - FABRIC



Black

Blue gray

Beige

Green

Blue

Orange

Dark Gray



Lobby chair with a simple design that creates an image of organized space.
Ideal for libraries, hospitals, and where many different people come and go.



RED DOT
AWARD



PINUP

L10

SUITABLE FOR EVERYONE

KEY FEATURES

ECO-FRIENDLY ECO SYNTHETIC LEATHER

The eco-friendly synthetic leather EPU has anti-bacterial functions, and can be used with reassurance in public locations.

1-PIECE ARMREST

The 1-piece armrest has pads making the sitting position comfortable and with stability supported.

AL DIE CASTING LEG

The leg design of the upright triangle is made from an AL die casting material, and its durability supports the weight.



MANY KINDS OF FINISHES, COLOR OPTIONS

Appropriate for libraries, hospitals, etc., you can choose between synthetic leather and fabric.

* 3 types of synthetic leather / 6 types of fabric

SPECIFICATION

* All specifications are composed of either the NBW frame or the black frame.

L10L103A

1931 * 547 * 845

Seat board cover made of eco-friendly synthetic leather
1-piece armrest



L10L103P

1931 * 547 * 845

Fabric cover for seat board
1-piece armrest



L10M403A

1741 * 547 * 775

Seat board cover made of eco-friendly synthetic leather



L10M403P

1741 * 547 * 775

Fabric cover for seat board



L10S403A

1741 * 547 * 460

Seat board cover made of eco-friendly synthetic leather



L10S403P

1741 * 547 * 460

Fabric cover for seat board



COLOR & MATERIAL

Frame



NBW Black

Seat - LEATHER_ECO (PU)



Beige Brown Dark Brown

Seat - FABRIC



Gray Pink Green Orange Blue Dark gray



LOBBY L10M403P



Single-piece chair with simple connections creates a neat mood everywhere in the space. The space between each chair is minimized and the steel frame is remarkable, producing a neat appearance.



A-LANE

NEW LANE OF COMFORT MOMENT

KEY FEATURES

BACKREST/ SEAT BOARD REPLACEMENT

Existing lobby chairs are susceptible to contamination, and when this occurs, it can be easily replaced for clean use.

ECO-FRIENDLY ECO SYNTHETIC LEATHER

Being suitable for public facilities, the anti-bacterial EPU synthetic leather can be used to provide a pleasant rest space.

DOUBLE FRAME STRUCTURE

Double steel pipes of the AL die casting material are connected, making the seat board more durably supported. * Patent expected



1-PIECE STYLE

Modern design is apparent in the 1-piece style, and indoor and outdoor spaces are created with simplicity and refinement.

SPECIFICATION

L20P012A**L20P112A** (Includes USB port)

1667 * 642 * 863

2-Person
Full armrest
Side table**L20P022A****L20P122A** (Includes USB port)

1667 * 642 * 863

2-Person
Side armrest
Side table**L20P003A****L20P103A** (Includes USB port)

2250 * 642 * 863

3-Person
Side table**L20N013A**

1790 * 642 * 863

3-Person
Full armrest**L20P002A****L20P102A** (Includes USB port)

1667 * 642 * 863

2-Person
Side table**L20N012A**

1207 * 642 * 863

2-Person
Full armrest**L20N023A**

1790 * 642 * 863

3-Person
Side armrest**L20N003A**

1790 * 642 * 863

3-Person

**L20N022A**

1207 * 642 * 863

2-Person
Side armrest**L20N002A**

1207 * 642 * 863

2-Person

**L20P014A****L20P114A** (Includes USB port)

2833 * 642 * 863

4-Person
Full armrest
Side table**L20P024A****L20P124A** (Includes USB port)

2833 * 642 * 863

4-Person
Side armrest
Side table**L20P013A****L20P113A** (Includes USB port)

2250 * 642 * 863

3-Person
Full armrest
Side table**L20P023A****L20P123A** (Includes USB port)

2250 * 642 * 863

3-Person
Side armrest
Side table**L20P004A****L20P104A** (Includes USB port)

2833 * 642 * 863

4-Person
Side table**L20N014A**

2373 * 642 * 863

4-Person
Full armrest

SPECIFICATION

L20N024A

2373 * 642 * 863

4-Person
Side armrest

L20N004A

2373 * 642 * 863

4-Person



COLOR & MATERIAL

Frame - POLISHED



Backrest / Seat - LEATHER



Black

Dark brown



LOBBY L20N002A

SEATING



I like to spend time on a bestuhl chair.
While sitting comfortably, I realize the possibility ideas
and the possibility of their realization.
I am immersed in the purpose of achieving successful results.
Anytime you work for bestuhl, you are surrounded by this ethic
Again, once more, I will write their greatest story.

be the best, bestuhl

OFFICE & FACTORY

DAEGU HEADQUARTERS & NO.1 FACTORY

105 SUNGSEO-RO, DALSEO-GU, DAEGU

T +82 53 581 3383 / F +82 53 582 3383

Injection Production & Export Goods Assembly Plant

PAJU BRANCH OFFICE & NO.2 FACTORY

40-43, NO.185 RD, HEIRI-RO, TANHYUN-MYEON, PAJU

T +82 31 945 0043 / F +82 31 945 2377

Component Sales, Distribution Center & Domestic Finished Goods Production Line

INCHEON BRANCH OFFICE & NO.3 FACTORY

677 NEUNGHEODAE-RO, NAMDONG-GU, INCHEON

T +82 32 563 3383 / F +82 32 565 3384

Lumber Finished Goods Production Line

SEOUL BRANCH OFFICE

6F, 3, SAIMDANGRO 10RD, SEOCHO-GU, SEOUL

T +82 2 575 9575 / F +82 2 576 9575

Domestic Finished Goods Distribution Business Headquarters & Live Showroom

BUSAN BRANCH OFFICE

#130-221, BUSAN T-PLEX, 41, YOUTONGDANJI-1RO,

GANGSEO-GU, BUSAN

T +82 51 796 3383 / F +82 51 796 3384

Domestic Finished Goods Distribution Business



SHOWROOM

DAEGU SHOWROOM

105 SUNGSEO-RO, DALSEO-GU, DAEGU

T +82 53 581 3383 / F +82 53 582 3383

SEOUL SHOWROOM

6F, 3, SAIMDANGRO 10RD, SEOCHO-GU, SEOUL

T +82 2 575 9575 / F +82 2 576 9575

Created for new change,
Developed for new experiences